





1/8" One Way Shut-Off – 2 Series


(Industrial Interchange)

2 Series 1/8" Sockets - Foster


Hose Stem		Part No.	I.D.	Description
		2022	1/8"	Brass/Steel
		BL2022		Ball Lock
		2022W	3/16"	For Water, Brass/SS, Buna-N Seal
		2032		Brass/Steel
		BL2032	3/16"	Ball Lock
		2032HW		For Hot Water, Brass/SS, Viton Seal
		2032S	1/4"	For Steam, Brass/SS, EPDM Seal
		2042		Brass/Steel
		BL2042	1/4"	Ball Lock
2042HW	For Hot Water, Brass/SS, Viton Seal			


Requires Hose Clamp (See page 200 for typical hose clamps)


Plastic and Metal Tubing		Part No.	Size	Description
		SJ8-2	.170" x 1/4"	Plastic
		BLSJ8-2		Ball Lock, 1/4" Plastic
		SJ8-2M	1/4"	Soft Metal
		BLSJ8-2M		Ball Lock, Soft Metal
SJ8-2S/S	303 Stainless			

Plastic & Metal Tubing Panel Mount		Part No.	Size	Description
		SJ8P-2	.170" x 1/4"	Plastic
		BLSJ8P-2		Ball Lock, Plastic
		SJ8P-2HW		Plastic for Hot Water
		SJ8P-2W	1/4"	Plastic, for Water
		SJ8P-2M		Soft Metal
BLSJ8P-2M	Ball Lock, Soft Metal			


2 Series 1/8" Plugs - Foster

Female Thread		Part No.	FPT	Description
		23-2	1/8"	Steel
		27-2	1/4"	

Male Thread		Part No.	MPT	Description
		22-2	1/8"	Steel
		22-2B	1/8"	Brass
		22-2S/S	1/8"	303 Stainless
24-2	1/4"	Steel		

Hose Stem		Part No.	I.D.	Description
		02-2	1/8"	Steel
		03-2	3/16"	
		04-2	1/4"	

Requires Hose Clamp (See page 200 for typical hose clamps)

Plastic and Metal Tubing		Part No.	Size	Description
		PJ8-2	0.170" x 1/4"	Plastic
		PJ8-2V	0.170" x 1/4"	Plastic - Valve Core Brass
		PJ8-2VLV	0.170" x 1/4"	Plastic - Less Valve
		PJ8-2M	1/4"	Soft Metal
		PJ8-2S/S	1/4"	Stainless Steel
PJ8-2VM	1/4"	Soft Metal - Valve Core Brass		

